

# Let them in and keep them out.

Bosch helps you to keep your premises secure with access control and intrusion alarm solutions. Day and night.



#### Become an expert

We offer extensive training opportunities via the Bosch Building Technologies Academy, so you can become an expert yourself. Sign up and begin your training: [academy.boschsecurity.com](https://academy.boschsecurity.com)



#### Contact us

If you would like to find out more, or want to know how we can help you with your intrusion alarm needs, please do not hesitate to contact us via [sales.ai@bosch.com](mailto:sales.ai@bosch.com) or check our website: [boschsecurity.com/intrusion](https://boschsecurity.com/intrusion)

Bosch Security and Safety Systems

© Bosch Security Systems 2023  
Modifications reserved



Invented for life



# Intrusion detectors

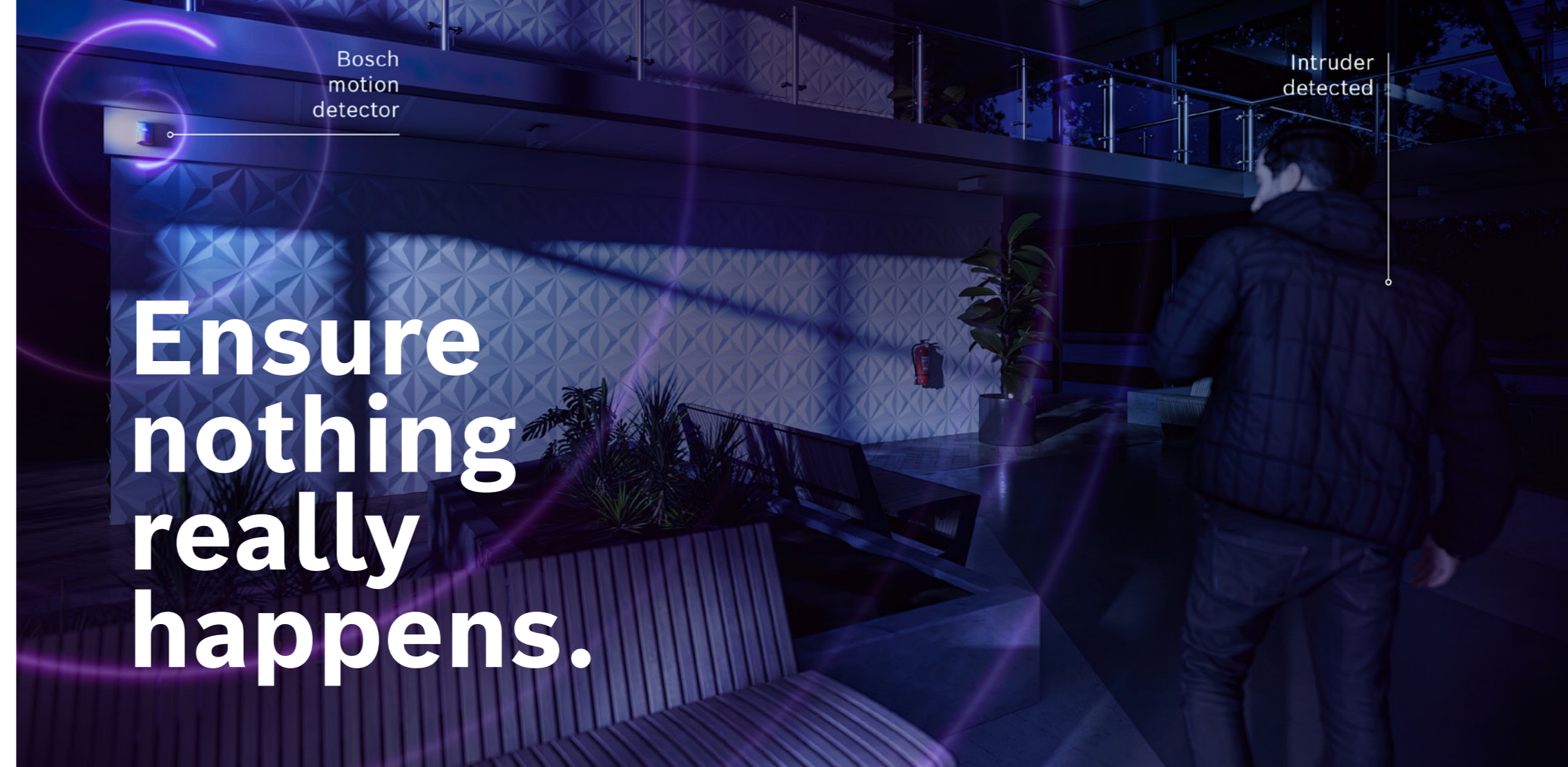
Product overview  
November 2023

UK  
version

Invented for life

# Table of contents

<b>Motion detectors</b>	<b>4</b>
<b>Product overview</b>	
Blue Line Series	7
Commercial Series	9
Professional Series	9
Ceiling mount	10
Miscellaneous sensors	11
Long range	12
Seismic/Shock	13
Glass break	14
Panic button	14
Request-to-exit	15
Door Contacts	16
<b>Warranty</b>	<b>18</b>
<b>Contact</b>	<b>20</b>



**We've got you covered.** Our intrusion alarm systems are the best at catching intruders with freedom from annoying false alarms. It's like nothing really happens.

Keeping the wrong people out is the goal of every security system. But when your facility is at risk, you want to know that your intrusion system will perform. Bosch delivers the most flexible and reliable intrusion products. With detectors that make the correct decision every time to highly capable systems that can be customized to meet different requirements, Bosch helps to protect properties, assets and most importantly, people. We maximize peace of mind. So whatever happens, nothing really happens.

# Motion detectors

Whether you're securing a small business, large commercial property or high-security facility, you need reliable motion detectors that offer instant responses to intruders. Bosch has a long history of patented, award winning performance in the field of intrusion alarm solutions. Our products are extremely reliable providing **best-in-class catch performance**, while virtually **eliminating false alarms**. In addition our motion detectors are **easy to install** and **built to last** reducing installation and maintenance costs.

The more critical the application, the more sensitivity and coverage you need from your motion detector. For maximum flexibility, Bosch offers a choice of PIR and TriTech motion detectors that suit different application requirements.

### TriTech raises the bar for performance and reliability

TriTech detectors use dual motion technology which is a combination of PIR and microwave Doppler radar. Only when both these sensor technologies are activated simultaneously, an alarm will be triggered. With TriTech, Bosch adds a third technology for even better results with advanced signal processing. The advanced signal processing algorithm, intelligently analyzes motion for an almost instant response to intruders while knowing when to ignore false alarm triggers under a variety of environmental conditions.



Environment		PIR	TriTech
<b>Standard</b>	Small animals (e.g. rodents)	■	■
	Pets	■	■
<b>Difficult</b>	Strong drafts (cold, warm)	–	■
	Moving objects (e.g. hanging signs, ceiling fan, curtains)	–	■
	High risk (e.g. jewelry, bank)	–	■
	Bright white light (e.g. car headlights, direct sunlight)	–	■
	Room temperatures exceeding 30° C	–	■

■ Applicable – Not applicable

Our offering:			
<b>Blue Line Series</b> Small commercial applications and residential	<b>Commercial Series</b> Commercial applications with moderate to high security risk	<b>Professional Series</b> Large commercial and high security risk applications	<b>Ceiling mount</b> Commercial applications where wall mount is not possible

## Excellent catch performance



### Wall-to-wall coverage

All Bosch motion detectors use high quality optics for high density, gap-free wall-to-wall coverage.



### Instant response from the first step

First Step Processing technology delivers an instant response to the first step of a person without producing false alarms from other sources.



### Detect a person at virtually any temperature

Dynamic temperature compensation automatically adjusts the detector's sensitivity so that it can identify a person at virtually any temperature. If the sun has been shining through a window all day raising the temperature of the room to 37°C and someone enters the room, the sensor will compensate to detect this change and an alarm is triggered.



### Detect intruders who are trying to cover their body heat\*

Cloak and Camouflage detection technology (C<sup>2</sup>DT), further maximizes catch performance against intruders who attempt to cover their body heat or infrared signal with a blanket or an umbrella.

## Highest level of false alarm immunity



### Sealed optical chamber

The optics and electronics are assembled into the front enclosure and sealed with a protective cover to prevent damage during installation. The sealed optical chamber also prevents drafts and insects from affecting the detector and creating false alarms.



### Adjusts to background disturbances\*

Since many elements contribute to false alarms, Bosch invented Microwave Noise Adaptive Processing to differentiate between humans and background disturbances such as vibrating machinery, air conditioning and heating systems, or ceiling fans.



### White light immunity

A dedicated white light sensor detects white light sources such as direct sunlight, car headlights or flashlights, without impacting the PIR detection reliability.



### Optimizes installation for pet or non-pet applications

When installing the detector, you can turn pet immunity on or off based upon application requirements. When pet immunity is turned on, the detector ignores signals caused by one or two pets up to 45 kg (100 lb) or numerous rodents.


\*Only available in TriTech detectors

## Easy to install



### Designed with unique features that speed up installation

All Bosch motion detectors are designed with unique features that speed up installation by as much as 45% compared to models from other manufacturers. These features also reduce installer errors that can lead to false alarms or missed detection, thus reducing service calls.



## Blue Line Series Gen2

Commercial applications and residential

	PIR	Pet Friendly PIR	Quad PIR
<b>Commercial type number (CTN)</b>	ISC-BPR2-W12	ISC-BPR2-WP12	ISC-BPQ2-W12
<b>Application risk level</b>	Low to moderate risk	Low to moderate risk	Moderate risk
<b>Environment</b>	Standard	Standard	Difficult*
<b>Coverage/range</b>	12 x 12 m	12 x 12 m	12 x 12 m
<b>Mounting height</b>	2.2 to 2.75 m	2.2 to 2.75 m	2.2 to 2.75 m
<b>Operating temperature</b>	-20° to 55° C	-20° to 55° C	-20° to 55° C
<b>Operating voltage</b>	9 to 15 VDC	9 to 15 VDC	9 to 15 VDC
<b>Current draw (typical)</b>	10 mA	10 mA	10 mA
<b>First step processing</b>	■	■	■
<b>Microwave noise adaptive processing</b>	-	-	-
<b>Sensor Data Fusion</b>	-	-	-
<b>Dynamic temperature compensation</b>	■	■	■
<b>Wall-to-wall coverage</b>	■	■	■
<b>Look-down zone</b>	■	■	■
<b>Pet/small animal immunity</b>	4.5 kg	20 kg	4.5 kg
<b>Alarm output</b>	NC	NC	NC
<b>Alarm memory</b>	-	-	-
<b>Active white light supression</b>	-	-	-
<b>Tamper</b>	Cover	Cover	Cover
<b>Sealed optical chamber</b>	■	■	■
<b>Cloak and Camouflage Detection Technology (C<sup>2</sup>DT)</b>	-	-	-
<b>No-adjust installation</b>	■	■	■
<b>Enable/disable LED</b>	■	■	■
<b>Enable/disable pet immunity</b>	-	■	-
<b>Enable/disable look-down</b>	■	■	■
<b>Environmental rating</b>	IP30	IP30	IP30
<b>Certifications</b>	AFNOR, CCC, CE, EN50131-2-2 Grade 2, INCERT, UL	AFNOR, CCC, CE, EN50131-2-2 Grade 2, INCERT, UL	AFNOR, CCC, CE, EN50131-2-2 Grade 2, INCERT, UL
<b>Warranty</b>	5 years	5 years	5 years

■ Available - Not available

\*See page 14 for the technical notes

# Commercial Series Gen2




## The motion detector that even detects its own motion.



MEMS sensor inside

### Commercial Series Gen2

High risk commercial applications


Commercial type number (CTN)	TriTech	TriTech anti-mask
	CDL2-15H <b>NEW</b>	CDL2-A15H <b>NEW</b>
		
<b>Application risk level</b>	Moderate risk	High risk
<b>Environment</b>	Difficult*	Difficult*
<b>Coverage/range</b>	15 x 15 m	15 x 15 m
<b>Mounting height</b>	2.2 to 2.75 m	2.2 to 2.75 m
<b>Operating temperature</b>	-20° to 55° C	-20° to 55° C
<b>Operating voltage</b>	9 to 15 VDC	9 to 15 VDC
<b>Current draw (typical)</b>	15 mA	15 mA
<b>First step processing</b>	■	■
<b>Microwave noise adaptive processing</b>	■	■
<b>Active white light suppression</b>	■	■
<b>Dynamic temperature compensation</b>	■	■
<b>Look-down zone</b>	■	■
<b>Pet/small animal immunity</b>	4.5 kg	4.5 kg
<b>Alarm output</b>	NC	NC
<b>Alarm memory</b>	■	■
<b>Anti-mask</b>	-	■
<b>Intelligent tamper detection</b>	Cover	Cover + wall
<b>Sealed optical chamber</b>	■	■
<b>Cloak and Camouflage Detection Technology (C<sup>2</sup>DT)</b>	■	■
<b>No-adjust installation</b>	■	■
<b>Enable/disable look-down</b>	■	■
<b>Enable/disable LED</b>	■	■
<b>Microwave Doppler range adjustment</b>	■	■
<b>Sensitivity adjustment</b>	-	-
<b>Environmental rating</b>	IP41	IP41
<b>Certifications</b>	AFNOR, CCC, CE, EN50131-2-4 Grade 2, UL	AFNOR, CCC, CE, EN50131-2-4 Grade 3
<b>Warranty</b>	8 years	8 years

■ Available - Not available

\*See page 14 for the technical notes



### Professional Series

Large commercial applications

Commercial type number (CTN)	PIR
	ISC-PPR1-W16
	
<b>Application risk level</b>	Moderate risk
<b>Environment</b>	Standard
<b>Coverage/range</b>	16 x 21 m / 8 x 10 m selectable
<b>Mounting height</b>	2.1 to 3 m
<b>Operating temperature</b>	-29° to 55° C
<b>Operating voltage</b>	9 to 15 VDC
<b>Current draw (typical)</b>	10 mA
<b>First step processing</b>	■
<b>Sensor Data Fusion</b>	■
<b>Active white light suppression</b>	■
<b>Dynamic temperature compensation</b>	■
<b>Look-down zone</b>	■
<b>Pet/small animal immunity</b>	4.5 kg
<b>Alarm output</b>	NC
<b>Alarm memory</b>	■
<b>Anti-mask</b>	-
<b>Tamper</b>	Cover + wall
<b>Sealed optical chamber</b>	■
<b>Cloak and Camouflage Detection Technology (C<sup>2</sup>DT)</b>	■
<b>No-adjust installation</b>	■
<b>Enable/disable LED</b>	■
<b>Enable/disable look-down</b>	■
<b>Long/short select range</b>	■
<b>Remote walk test</b>	■
<b>Environmental rating</b>	IP41
<b>Certifications</b>	AFNOR, CCC, CE, EN50131-2-2 Grade 2, FCC, IC, INCERT, UL
<b>Warranty</b>	5 years

■ Available - Not available

## Ceiling mount

	PIR	PIR
<b>Commercial type number (CTN)</b>	DS936	DS939
		
<b>Application risk level</b>	Low to moderate risk	Moderate risk
<b>Environment</b>	Standard	Standard
<b>Optics</b>	Fresnel	Triple 35-zone Fresnel
<b>Coverage/range</b>	7m x 360°	14m x 360°
<b>Mounting height</b>	2 to 3.6m	2.4 to 6.1 m
<b>Operating temperature</b>	-29° to 49° C	-29° to 49° C
<b>Operating voltage</b>	10 to 15 VDC	9 to 15 VDC
<b>Current draw (typical)</b>	20 mA	12 mA
<b>First Step Processing</b>	–	■
<b>Dynamic temperature compensation</b>	–	■
<b>Pattern masking</b>	■	■
<b>Alarm output</b>	NC	NC/NO
<b>Alarm memory</b>	–	■
<b>Tamper</b>	Cover	Cover + wall
<b>Sealed optical chamber (insect/dust)</b>	■	■
<b>Switchable coverage patterns</b>	–	■
<b>Enable/disable LED</b>	■	■
<b>PIR sensitivity adjustment</b>	■	■
<b>Flexible mounting height</b>	■	■
<b>Remote walk test</b>	–	■
<b>Environmental rating</b>	IP30	IP30
<b>Certifications</b>	CCC, CE, UL	AFNOR, CCC, CE, EN50131-2-2 Grade 2, INCERT, UL
<b>Warranty</b>	5 years	5 years

■ Available – Not available

## Miscellaneous sensors

Our detector range also includes long range and outdoor detectors, seismic and shock detectors, glass break detectors, panic buttons, door contacts and request-to-exit detectors. They cover multiple applications and deliver excellent catch performance together with false alarm immunity.

### Long-range

Our long-range motion detectors with surface or corner mount are ideal for use in warehouses and other remote locations. They detect motion across a large area and have three sensitivity settings to cover a wide variety of applications.

### Shock

Our advanced shock sensor monitors and detects mechanical attacks. A unique feature of our sensor is Self-learning mode. During installation, Self-learning mode uses the sensor's LED behavior as a guide for configuring the sensitivity level.

### Seismic

The seismic detectors recognize vibrations caused by explosives and tools such as diamond-tipped drills, mechanical and hydraulic rams, flame cutters, thermal lances, or water jet cutters. They monitor safes, night safes, and automatic teller machines.

### Glass break

Glass break detectors detect breakage of plate, tempered, laminated and wired glass types. A built-in environmental test feature alerts the installer to false alarm hazards in harsh environments.

### Panic button

The panic button is designed to manually and unobtrusively trigger an alarm in the event of an emergency, at workplaces such as banks, jewelry stores or petrol stations.

### Request-to-Exit



Request-to-exit detectors can be used to keep intruders out and to open doors in case of an emergency. They detect motion in their coverage area and signal an access control system or door control device.

### Door contacts

A collection of different types of magnetic door contacts, both surface mount and recessed.






## Long range

Commercial type number (CTN)	DS794Z	DS778
		
<b>Application type</b>	Large commercial	Large commercial
<b>Application risk level</b>	Moderate risk	Moderate risk
<b>Environment</b>	Standard	Standard
<b>Coverage/range</b>	61 m x 3 m 37 m x 8 m 24 m x 16 m	60 m x 4.5 m
<b>Mounting height</b>	2.3 to 5 m	2 to 2.6 m
<b>Operating temperature</b>	-29°C to 49°C	-40°C to 49°C
<b>Operating voltage</b>	6 to 15 VDC	6 to 15 VDC
<b>Current draw (typical)</b>	18 mA 25 mA (DS794ZE)	18 mA
<b>Environmental class</b>	II (EN50130-5)	II (EN50130-5)
<b>Motion Analyzer II signal processing</b>	■	■
<b>Motion monitor</b>	■	–
<b>PIR Supervision</b>	■	–
<b>Self-test supervision systems</b>	■	–
<b>LED</b>	■	■
<b>Alarm output NC/NO</b>	■	■
<b>Cover tamper</b>	■	■
<b>Sealed optical chamber (insect/dust)</b>	–	■
<b>Switchable coverage patterns</b>	■	■
<b>Mounting location</b>	Surface or corner	Wall
<b>Optics</b>	Interchangeable mirror	Vertical and horizontal adjustable mirror
<b>Installation accessories</b>	Mirror (OA120-2), Test Cord (TC6000)	Mounting bracket, gimbal (B328), Mounting bracket, swivel, low profile (B335-3), Mounting bracket, ceiling, universal (B338)
<b>Certifications</b>	CCC, CE, UL, EN50131-1, Grade 2	CCC, CE, UL
<b>Warranty</b>	3 years	3 years





■ Available – Not available

## Seismic/Shock

	Standard Seismic	High-performance Seismic	Shock
<b>Commercial type number (CTN)</b>	ISN-SM-50	ISN-SM-80	ISC-SK10
			
<b>Type</b>	Thermal, Mechanical, Explosive, Water Attack Detection	Thermal, Mechanical, Explosive, Water Attack Detection	Mechanical Attack Detection
<b>Application type</b>	Small to large commercial	Small to large commercial	Residential to large commercial
<b>Application risk level</b>	High risk	High risk	High risk
<b>Environment</b>	Vault walls and doors, safes, ATMs, strong rooms, vending machines	Vault walls and doors, safes, ATMs, strong rooms, vending machines	Vault walls and doors, safes, ATMs, strong rooms, vending machines
<b>Coverage/range</b>	50 m <sup>2</sup>	80 m <sup>2</sup>	1.5 to 3.5 m radius
<b>Operating temperature</b>	-40° to 70° C	-40° to 70° C	-10° to 55° C
<b>Operating voltage</b>	8 to 16 VDC	8 to 16 VDC	9 to 15 VDC
<b>Current draw (typical)</b>	3 mA	3 mA	8.5 mA
<b>Environmental rating</b>	IP43	IP43	IP43
<b>Anti-drilling shield</b>	■	■	–
<b>Temperature supervision</b>	■	■	–
<b>Voltage monitoring</b>	■	■	–
<b>Automatic self test</b>	■	■	–
<b>Local event memory</b>	–	■	–
<b>Alarm output</b>	NC solid state relays	NC solid state relays	NC solid state relays
<b>LED</b>	–	–	Green, red
<b>Tamper</b>	Cover + wall	Cover + wall	Cover
<b>Intelligent installation mode</b>	–	–	■
<b>Mounting and function test</b>	■	■	■
<b>Sensitivity adjustment</b>	■	■	■
<b>Mounting location</b>	Steel, concrete	Steel, concrete	Any
<b>Installation accessories</b>	Anti-drill foil (ISN-GMX-D7), Floor socket (ISN-GMX-B0), Mounting plate (ISN-GMX-P0), Swivel plate (ISN-GMX-P3S), Test transmitter (ISN-GMX-S1), Wall mounting kit (ISN-GMX-W0)	Anti-drill foil (ISN-GMX-D7), Floor socket (ISN-GMX-B0), Mounting plate (ISN-GMX-P0), Test transmitter (ISN-GMX-S1), Wall mounting kit (ISN-GMX-W0)	–
<b>Software options</b>	ISN-SMS-W7 SensTool PC Software	ISN-SMS-W7 SensTool PC Software	–
<b>Certifications</b>	CCC, CE, NCP, VdS, UL	CCC, CE, NCP, VdS, UL	CCC, CE
<b>Warranty</b>	3 years	3 years	3 years


■ Available – Not available

## Glass Break

	Standard	Standard	Standard	Combo Magnetic Contact
<b>Commercial type number (CTN)</b>	DS1101i	DS1102i	DS1103i	DS1109i
				
<b>Application type</b>	Residential to large commercial	Residential to large commercial	Residential to large commercial	Residential to large commercial
<b>Application risk level</b>	Low to moderate risk	Low to moderate risk	Low to moderate risk	Low to moderate risk
<b>Environment</b>	Standard	Standard	Standard	Standard
<b>Coverage/range</b>	7.6 m diameter	7.6 m diameter	7.6 m diameter	3 m diameter
<b>Operating temperature</b>	-29° to 49° C	-29° to 49° C	-29° to 49° C	-29° to 49° C
<b>Operating voltage</b>	6 to 15 VDC	6 to 15 VDC	9 to 15 VDC	6 to 15 VDC
<b>Current draw (typical)</b>	23 mA	23 mA	21 mA	21 mA
<b>Sound Analysis Technology (SAT) processing</b>	NC/NO	NC/NO	NC	NC
<b>Alarm output</b>	■	■	■	■
<b>Tamper</b>	■	■	-	■
<b>Mounting location</b>	Wall, ceiling	Wall, ceiling	Wall, ceiling (flush)	Door, window frame
<b>Installation accessories</b>	Glass Break Tester (DS1110i)	Glass Break Tester (DS1110i)	Glass Break Tester (DS1110i)	Glass Break Tester (DS1110i)
<b>Certifications</b>	CCC, CE, UL	CCC, CE, UL	CCC, CE, UL	CCC, CE, UL
<b>Warranty</b>	3 years	3 years	3 years	3 years





■ Available – Not available

## Panic button

	ND 100 GLT Panic Button
<b>Commercial type number (CTN)</b>	ISC-PB1-100
	
<b>Application type</b>	Small to large commercial
<b>Application risk level</b>	Moderate to high risk
<b>Environment</b>	Standard
<b>Operating temperature</b>	0°C to 50°C
<b>Operating voltage</b>	12 to 30 VDC
<b>Current draw (typical)</b>	0.5 mA
<b>Environmental rating</b>	IP40
<b>Technology</b>	DC circuit technology (GLT)
<b>Tamper</b>	■
<b>Mounting</b>	Surface or flush
<b>Installation accessories</b>	Cap with cover
<b>Certifications</b>	CE, EN50131, VdS
<b>Warranty</b>	3 years

■ Available – Not available

## Request-to-Exit

	Standard PIR	Standard PIR	High-performance PIR	High-performance PIR
<b>Commercial type number (CTN)</b>	DS150i	DS151i	DS160	DS161
				
<b>Application type</b>	Small to large commercial	Small to large commercial	Small to large commercial	Small to large commercial
<b>Application risk level</b>	Low to moderate risk	Low to moderate risk	Moderate to high risk	Moderate to high risk
<b>Environment</b>	Standard	Standard	Standard	Standard
<b>Coverage/range</b>	2.4 x 3 m	2.4 x 3 m	2.4 x 3 m	2.4 x 3 m
<b>Mounting height</b>	2.1 to 3 m	2.1 to 3 m	2.3 to 4.6 m	2.3 to 4.6 m
<b>Operating temperature</b>	-29° to 49° C	-29° to 49° C	-29° to 49° C	-29° to 49° C
<b>Operating voltage</b>	12 VAC or VDC; 24 VAC or VDC	12 VAC or VDC; 24 VAC or VDC	12 VAC or VDC; 30 VAC or VDC	12 VAC or VDC; 30 VAC or VDC
<b>Current draw (typical)</b>	26 mA nominal	26 mA nominal	8 mA nominal	8 mA nominal
<b>Door monitor with sounder</b>	-	-	■	■
<b>Keycard reader input</b>	-	-	■	■
<b>Sequential logic input</b>	-	-	■	■
<b>Relay fail-safe/fail-secure</b>	■	■	■	■
<b>Relay settable select</b>	■	■	■	■
<b>Relay latch time adjustment</b>	0.25 to 60 seconds	0.25 to 60 seconds	0.5 to 64 seconds	0.5 to 64 seconds
<b>Pattern masking</b>	■	■	■	■
<b>Alarm output/memory</b>	-/■	-/■	-/■	-/■
<b>Tamper</b>	-	-	■	■
<b>Pointable optics</b>	Vertical adjustment	Vertical adjustment	Vertical adjustment	Vertical adjustment
<b>Switchable relay mode</b>	■	■	■	■
<b>Switchable timer reset mode</b>	■	■	■	■
<b>Adjustable sounder volume</b>	-	-	■	■
<b>PIR sensitivity adjustment</b>	■	■	■	■
<b>Enable/disable LED</b>	-	-	■	■
<b>Flexible mounting height</b>	■	■	■	■
<b>Certifications</b>	UL, CE	UL, CE	UL, CE	UL, CE
<b>Warranty</b>	3 years	3 years	3 years	3 years

■ Available – Not available



# Door Contacts

Surface mount

Commercial type number (CTN)	ISN-CSM20-WGW	ISN-CSM35-W / ISN-CSM35-WGW	ISN-CMET-200AR	ISN-CFM-102W / ISN-CFM-102B	ISN-CMET-4418	ISN-C66
						
<b>Contact type</b>	Commercial wide gap contacts	Standard and wide gap contacts	Commercial metal contact	Flange Mount Contacts	Overhead door contact	Track mounted overhead door contact
<b>Contact dimensions</b>	16 x 105 x 16 mm	63 x 18.6 x 13 mm	9.5 x 16 x 50.8 mm	7.62 mm x 33.78 mm x 13.46 mm	107 x 50.8 x 12 mm	76.2 x 66 x 45.8 mm
<b>Operating temperature range</b>	-40 to 60 °C	-40 to 60 °C	-40 to 60 °C	-40 to 60 °C	-40 to 60 °C	-40 to 60 °C
<b>Certifications</b>	CE, UL	CE, UL	CE, UL	CE, UL	CE, UL	CE, UL
<b>Package quantity</b>	1	10	1	10	1	1

Commercial type number (CTN)	ISN-C60-W	ISN-C45-W	ISC-RSC2-S / ISC-RSC3-S	ISC-PMC-S2S	4998133929 / 4998133931	ISC-PMC-SF2S / ISC-PMC-S3S
						
<b>Contact type</b>	"Slim Terminal Connection Contacts"	"Miniature Super Stick Contacts"	Shutter door contact	Conventional magnetic contacts	Conventional magnetic contacts	Conventional magnetic contacts
<b>Contact dimensions</b>	6.35 mm x 9.5 mm x 50.8 mm	4.8 mm x 27 mm x 6.35 mm	6.5 x 4.2 x 3.5 cm	5.9 x 1.2 x 1.7 cm	4.3 x 1.2 x 1.2 cm	4.3 x 1.2 x 1.2 cm
<b>Operating temperature range</b>	-40 to 60 °C	-40 to 60 °C	-40 to 70 °C	-25 to 70 °C	-25 to 70 °C	-25 to 70 °C
<b>Certifications</b>	CE, UL	CE, UL	VdS, CE, EN50131-2-6 Grade 2 / Grade 3	FK, CE, EN50131-2-6 Grade 2	VdS class B / class C, CE	FK, VdS, CE, EN50131-2-6 Grade 2 / Grade 3
<b>Package quantity</b>	10	10	1	1	1	1

# Door Contacts

Recessed mount

Commercial type number (CTN)	ISN-CSD70-W / ISN-CSD70-B	ISN-CSD80-W / ISN-CSD80-B	ISN-CSTB-10W / ISN-CSTB-10B	ISN-CTC75-W / ISN-CTC75-B	ISN-CSTB-TCW / ISN-CSTB-TCB	ISN-CMINI-10W / ISN-CMINI-10B
						
<b>Contact type</b>	Compact contacts (white or brown)	Compact contacts (white or brown)	Compact contacts 9.5 mm (white or brown)	Terminal Connection Contacts 19 mm (white or brown)	Terminal Connection Contacts 16 mm (white or brown)	Miniature contacts 9.5 mm (white or brown)
<b>Contact dimensions</b>	19 x 20.3 mm	25 x 20 mm	9.5 x 19 mm	19 x 30 mm	9.5 x 25 mm	0.95 x 1.55 mm
<b>Operating temperature range</b>	7.2 to -95.56 °C	7.2 to -95.56 °C	7.2 to -95.56 °C	7.2 to -95.56 °C	7.2 to -95.56 °C	-40 to 60 °C
<b>Certifications</b>	CE, UL	CE, UL	CE, UL	CE, UL	CE, UL	CE, UL
<b>Package quantity</b>	10	10	10	10	10	10

Commercial type number (CTN)	4998133928 / 4998133930	ISC-PMC-F3S
		
<b>Contact type</b>	Conventional magnetic contacts	Conventional magnetic contacts
<b>Contact dimensions</b>	0.8 x 3 cm	0.8 x 3 cm
<b>Operating temperature range</b>	-25 to 70 °C	-25 to 70 °C
<b>Certifications</b>	VdS class B / class C, CE	VdS, CE, EN50131-2-6 Grade 3
<b>Package quantity</b>	1	1



**8 YEARS**  
**WARRANTY**  
on TriTech detectors  
in EMEA

### Built to last

With decades of experience and a great dedication to high-quality solutions, Bosch offers products that are engineered to meet or exceed the most stringent environmental and handling requirements. With an average of 100 years between failures, it's no understatement to say that our high-quality optics and electronics are built to last.

### Warranty

We provide a standard 3 to 5 year manufacturer warranty on our intrusion detectors, even going up to 8 years on our TriTech motion detectors in the EMEA region. This stands as proof of our commitment to not only comply with regulations, but also meet the highest quality and reliability standards.

### Technical notes

\* Difficult environments include rooms with potential false alarm sources, such as: air conditioning vents, strong drafts of cold or warm air, slow moving objects such as curtains, plants, or signs hanging from the ceiling, a fan that could be running when the system is activated, under floor heating, room temperatures exceeding 30° C, a detector that could be exposed to bright white light (car headlights, floodlights, direct sunlight, etc.)

Please note: Devices listed are not available in every region.  
Please check with your local sales representative for availability.



Let  
them  
in.

Keep  
them  
out.